

**Attendees:** Ralph Starkey, Mike Urquhart, John Babyak, Dick Schwinger, Howard Taylor, Tom Tarpley, Clarence Moody, Jim Beisler, Ted Ifft, Carl Lazar, Charlie Fieldhouse, Jim Wilcox, Pete Sorge, Tom Taylor, Byron Keadle, Bob Turner, Dick Crone, Lloyd Stimson and C.J Myers.

**President** – Ralph started the meeting by asking for a few moments of silent prayer in remembrance of 9/11 and the people that lost their lives.

**Secretary's Report** – The minutes of the march 20, 2012 MISGA Board Meeting were read. A motion was made and seconded to accept the minutes as read. The minutes were accepted.

**Treasurer's Report** – Dick Schwinger reported that we have a balance of \$41,011.62 with all bills paid. If you have your mileage forms, you can give them to me or send them to me. Except for Bert Bigelow, all of the Budget T... have been distributed for 2012. He sent the excess budget for the ABCD Tournament to the appropriate people. There was a correction to the report in the reference to the tournament at Norbeck. There was a question about the \$5000 that Merle Shoemaker donated. The interest on that amount is used for prizes. The Treasurer's Report, as corrected, was approved.

#### **Division Director's Reports**

**Division I** – Howard Taylor said Shawnee is operating with a full schedule.

**Division II** – Tom Tarpley reported that VFW is no longer a part of our organization. We have 16 clubs and 720 associates. Some of our clubs travel well, our club does not. There has been no reaction to women playing in MISGA. Tom Taylor will discuss the site selection for next years Summer Fling. Tom Taylor said that the attendance was down this year to 43 players, that's down from 56. We have five venues that have sent us information and another on the way. They are Heritage Hills in PA., Blue Ridge Shadows Resort in VA., Luray Caverns also in VA., Penn National in PA, Wintergreen Resort in VA. and Stonewall Resort in WVA.

**Division III** – Bert Bigelow submitted a report. Div I and III had a 2-man qualifier at Caroline C.C. and the ABCD Finals were at Talbot C.C. Female associates in MISGA continues to be a topic in Div III. Some male associates will not play if women play. They have made suggestions; male only organization, same tees for all associates, no handicaps over 36.

**Division IV** – Div IV had a successful year. We had 76 players in the ABCD Qualifier and 78 in the two-man team event. We had a good Pro-am at Leisure World with 13 teams. Many clubs in the division are experimenting with the Forward Tee Initiative. Some of the clubs allow participants to choose from two sets of tees. We have lost a club in Div IV, Lakewood is dropping out. Bob Turner said that that decision is not finalized. Montgomery Village has filed for bankruptcy but it's a procedural thing between two owners. They expect to be open next year.

**Division V** – Jim Beisler said that participation in mixers is down and they had to cancel their 2-man event because there was no interest. Rick Fisker sent a proposal to partially integrate activities between the Eastern Shore Divisions. The Eastern Shore clubs have lost more members than the Western Shore.

**Division VI** – We have a new club, Compass Pointe. We're getting fairly good participation. Ted Ifft will complete his time on the Board in the Fall. Carl Lazar will be the new Director. Ft. Meade will be out of MISGA next year. There is some concern about women in MISGA. Four or five clubs may drop out because of this.

### **Committee Chairmen Reports**

**Associates** – Charlie Fieldhouse submitted a report via e-mail. Paul Kaiser, a past president, has left his club.

**Auditor** – Jim Wilcox submitted a report. The ABCD Tournament was held at Talbot C.C. and all expenditures were supported by receipts, checks or notes. The reports for the Spring Fling and the 2-man team event are in process.

**Counsel** – We still do not have someone to fill this position.

**Events** – Pete Sorge said that we are going to Little River and Fripp Island. He still has room at both locations. He has about fifty people going to each location. There are four board members going to each location. We may only have one event next year. There is a separate group, including many from the Eastern Shore, that goes to Virginia Beach every year. Charlie suggested that we sponsor that trip as a MISGA event.

**Membership** – No Report.

**Misgagram** – The Misgagram will be published in the next few days and will include pictures from this event.

**Planning** – The only thing that we did was to do some editing assistance to Charlie when he was re-doing the Club Rep handbook. Charlie suggested that the handbook only be on 8 ½ X 11 pages only. Tom Tarpley proposed that he could purchase something other than a plaque for an award. A motion was made and approved.

**Rules and Handicap** – Dick Crone said that at the ABCD Tournament we had about 90% of scores posted. 27 of 28 winners posted. Of the 88 scores, 80 posted.

**Tournament Chairman** – Lloyd Stimson said that we cut the participants to 100 at each event and it did reduce the playing time. He proposed that we have equal shares of prize money to net and gross in the two-man team event. Currently it is 80-20. We would do it under New Business. A second proposal is we rotate the two tournaments between the six divisions and that the Tournament Chairman be allowed to select the highest quality club within a reasonable distance of the Bay Bridge. He would like one tournament on the Eastern shore and the other on the Western shore. It was agreed that the Tournament Chairman have that option. Every year someone drops out of a tournament and cannot get a substitute. He wondered why that was so. It was agreed to let the current policy to stand.

### **Old Business**

**Tee it Forward** – Mike Urquhart wanted some feedback on the concept. Some people like it some don't.

None.

### **New Business**

**Reps Handbook** – Ralph said that we need to vote on the changes to the Rep's Handbook. A motion was made and the motion was approved.

**Two-man Team Prize Money** – A motion to allow a 50-50 split of prize money between net and gross was made and approved.

**Women in MISGA** – A discussion was held.

**Food at Mixers** – It was pointed out that at a mixer, the only meat offered was barbequed pork. This was not good for some members. One member said that under certain circumstances, he requests an alternate meal and is accommodated. Most clubs will do that.

**Next Meeting** – The next meeting will be on December 4<sup>th</sup> at Caroline C.C.

**Holiday Luncheon** – It will be held at Manor C.C. on Wednesday December 12<sup>th</sup>.

**Wrap-up** – The meeting was adjourned.

**DIVISION II DIRECTORS REPORT  
BOARD MEETING at CARROLL VALLEY  
SEPTEMBER 11,2012**

Our Division shows little change over the years. As reported, previously The VFW is no longer in our organization.

We have 16 clubs with 720 Associates. Some clubs travel well and are a host club's dream. Other clubs, like mine, are a nightmare.

Beaver Creek hosted the Two-Man Tournament and The PP/ABCD was at Challedon.

Hunt Valley hosted the Pro-Am in July and has been selected to repeat as host next year.

Beaver Creek won a Round Robin with 5 clubs participating.

There has been no adverse (significant) reaction to women joining or playing.

Tom Taylor will address the site selection for next years Summer Fling.

We again look forward to growth and offer thanks to "The Board" and to "The Reps." for keeping us a viable golf entity.

Respectfully submitted,

Tom Tarpley, Director

## Division III Report

1. Division I and III held its 2-man qualifier at Caroline Country Club on July 23, 2012. There were 44 players (22 teams) that competed. We continue to experience relatively small numbers at these qualifiers.
2. The ABCD finals were held at Talbot Country Club on August 14, 2012.
3. We will have a new Club President for Prospect Bay. The undersigned is resigning as President; elections will be held on October 16, 2012 at our closing meeting.
4. Female associates continue to be a topic of discussion throughout Division III. I anticipate their participation in mixers in the years to come to have a negative impact on participation by our male associates. I have heard there have been incidents whereby male associates have refused to play if there were female associates in the field. Several members throughout Division III have made suggestions as to how they would like the issue dealt with.
  - A. Male only organization.
  - B. All MISGA associates play from the same tees. Period.!!!
  - C. Any MISGA associate with a handicap higher than 36 is NOT eligible to play at away mixers. MISGA mixers are not conducive to teaching members HOW to play golf.
  - D. Clubs may establish a policy whereby it is mandatory to pick up when you have reached your maximum number of strokes, unless your score is going to count for the team. I personally like this. I am tired of watching members do "Villegas" imitations or "plum bobbing" when they are putting for a 12.

These "suggestions" would also help in addressing the continuing problem of SLOW Play. Groups finishing 1 hour or later after most of the field has completed play makes no sense.

If this topic is not discussed at the Sept 11 meeting, then I would hope it is on the agenda for the December Director's meeting.

Respectfully submitted.

Bert Bigelow, Division III Director

## Division VI Director's Report

Carroll Valley Board Meeting - September 11, 2012

Division VI has a new club approved this year. It is Compass Pointe and has been a very active club this year. They are scheduled to host our Division VI Club Reps meeting in November.

Division VI held our 2-Man Team qualifier at Walden on June 25<sup>th</sup> and our ABCD qualifier at Cross Creek on July 9<sup>th</sup>.

Ted Ifft, the current Division VI Director will complete his term at this Board Meeting. Carl Lazar will be the incoming Division Director and our new Assistant Division Director will be elected at our November Club Reps Meeting.

Ft. Meade has lost their golf course to the construction of new buildings on the Base. They stayed in MISGA this year and attended away Mixers. Many of their members have moved to other MISGA Clubs and they will not be a MISGA Club in 2013.

There has been some concern of the current policy to have woman as MISGA Associates with their participation in MISGA Mixers. It is not clear if this will just be a concern or if some clubs will withdraw their MISGA membership.

Ted Ifft  
MISGA Division VI Director

## **TREASURER'S REPORT TO THE MISGA BOARD MEETING**


**SEPTEMBER 11, 2012**

- Status of financial accounts:

a. Checking account	\$13,139.45
b. Savings account	7,439.47
c. Combined CD totals	<u>20,501.70</u>
Total	\$41,080.62
- All bills paid – no bills outstanding.
- 3rd installment of 3 division budget checks distributed today.
- ABCD checks distributed:
  - \$150 for the ABCD Tournament from Past President Merle Schumacher
  - \$663.50 for ABCD Tourn at Talbot CC – excess budget funds from 2011
  - \$663.50 for ABCD Tourn at Norbeck CC – excess budget funds from 2011

MISGAGRAM Editor Report  
MISGA Board Meeting – 9/11/2012  
Carroll Valley Resort

- A. The September edition of the MISGAGRAM will be published on approximately September 20th. Both of the MISGA annual tournaments will be reported. In addition, the Pro-Am of Division IV, the Division II qualifiers for ABCD and 2-Man, the Summer Frolic, and the usual reports of deaths and holes-in-one will be covered, along with a fine article, “Seven Easy Steps to Your Course Handicap.”.
- B. Otherwise, there is nothing unusual or significant to report.

  
Byron Keadle  
MISGAGRAM Editor



# MISGA BOARD OF DIRECTORS MEETING

Carroll Valley, PA - Tuesday - September 11, 2012

---

## MISGA Tournament Chairman's Report

### 1. 2012 MISGA Championship Tournaments

At the December 6, 2011 BoD meeting, the Board voted to reduce the size of the playing fields for both the MCTs: Past Presidents {ABCD} (128 finalists to 100) and the 2-Man Team (64 teams to 50). The purpose for this reduction was an attempt to reduce the length of the playing time for the two tournaments. The table below compares the 2011 and 2012 playing times for each tournament - "Mission Accomplished"

Tournament	2011	2012
Past Presidents (ABCD)	5 $\frac{1}{4}$ - 5 $\frac{3}{4}$ hrs. (112 finalists)	4 $\frac{1}{2}$ - 5 $\frac{1}{4}$ hrs. (100 finalists)
2-Man Team	5 $\frac{1}{4}$ - 5 $\frac{3}{4}$ hrs. (58 teams)	4 $\frac{3}{4}$ - 5 $\frac{1}{2}$ hrs. (50 teams)

### 2. Proposals

- a. 2-Man Team - Award an equal 50% share of the prize pool to both the net and gross winners. Current distribution is 80% to net winners and 20% to gross winners. Presently, the ABCD tournament is a 50%-50% distribution split.
- b. Rescind the requirement that the two MCTs be rotated among the six MISGA divisions. Permit the MTC to select the highest quality course available within a reasonable driving distance from the Bay Bridge. This will maximize the MTC's flexibility when selecting host MCT clubs. The requirement is not in the MISGA By-Laws, only the *MISGA Tournament Guidelines (MTG)*.
- c. The current *MTG* prohibits a "substitute" for a 2-Man Team teammate who has dropped out or has been declared ineligible. The rationale for the "no substitute" requirement is not readily apparent; hence, I believe consideration for its discontinuance be

discussed and voted upon by the Board. This requirement is not in the MISGA By-Laws, only the *MTG*.

**3. *Guidance Requested:***

A request has been received from Patrick Normyle of Rattlewood GC to have the retired Past Presidents (ABCD) *Net Championship Bowl* donated to Rattlewood GC for display in its trophy case. Normyle is the 2010 Net Champion and is the last net champion's name engraved on the Bowl. My personal visit to Rattlewood (*at a MISGA mixer*) revealed the club does not have an actual trophy case. The bowl would be displayed on a merchandise display shelf in the pro shop (*as shown to me by a RGC MISGA asst. club rep*). What is the Board's recommendation regarding this request?

Stim

Lloyd Stimson  
MISGA Tournament Chairman



## Maryland Interclub Seniors Golf Association

MISGA Board Meeting

@ CARROL VALLEY RESORT  
Date SEPT. 11 2012

Associates Chairman Report

### Associates Chairman Report

### Appendix 13.1

MISGA Roster – Some Division have not sent me their August 31<sup>st</sup> Rosters as requested for the BoD meeting, therefore the roster is as I know it - Sept. 4, 2012

Reminder:

- 1) Division Directors and DAC's - The Division Club Dues \$50.00 dollars for each club in your division is due April 1 and the Division Check is to be sent to

Dick Schwinger 410-489-5216

14119 Burnwoods Road [schwingerr@yahoo.com](mailto:schwingerr@yahoo.com)

Glenwood, MD 21738 HOLLY HILLS

- 2) Division Directors and DAC's - The Associate Dues (\$5.00 per Associate) is to be sent to the **MISGA ASSOCIATE CHAIRMAN (MAC).**
- 3) Division Directors and DAC's - Please make your Division Treasurers or the person making out the Division checks is aware of the above
- 4) See attached MAC Reports – Questions?
- 5) Paul Keiser – Past President has retired from golf 2012 - last report just not playing very well but feels OKAY

MISGA ASSOCIATE CHAIRMAN 2012

Charlie Fieldhouse

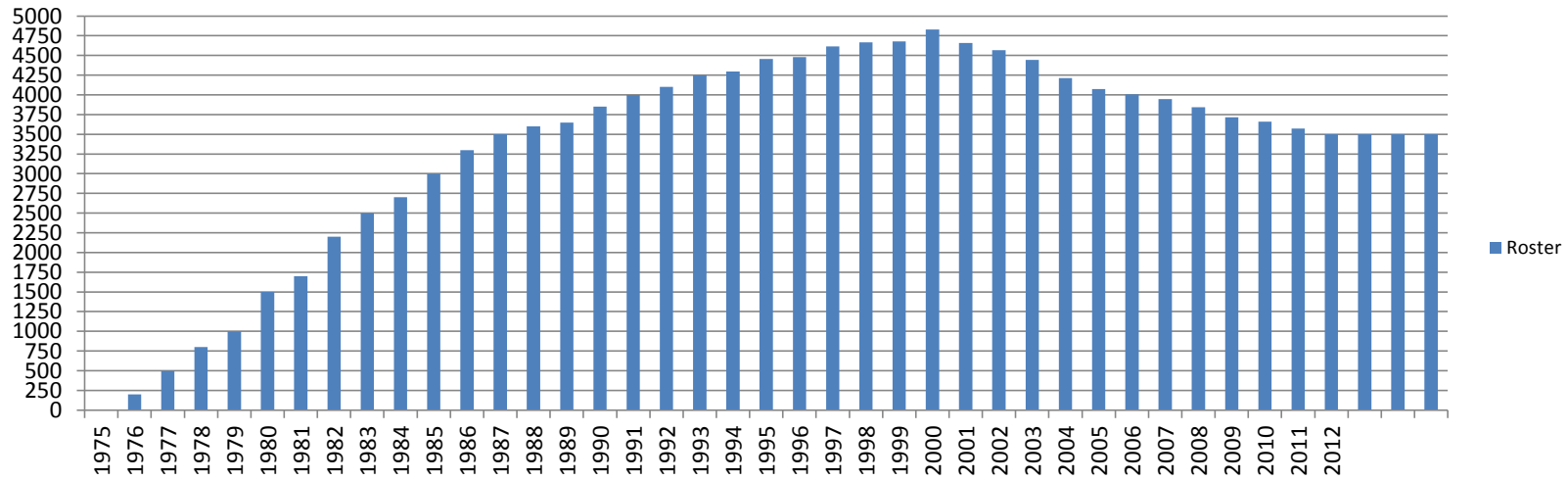
## MISGA YEARLY ASSOCIATES DUES REPORT

Parkton MD 21120  
410-239-6903

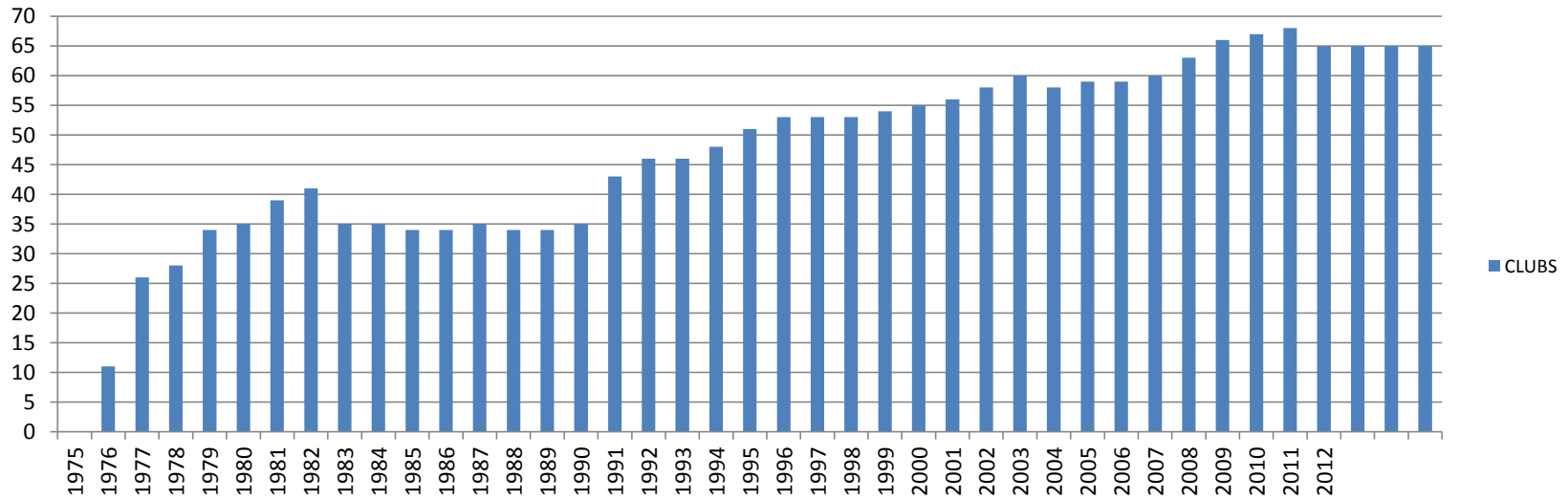
Nassawango and VFW Removed 12/6/2011  
? Hunter Oaks, Shawnee, Sussex Pines

[illegible]

## Roster



## CLUBS



1-Jan-11 TO Sep 4 2012

2012  
5 year2008-2012  
(341)MISGA LOSS  
(8.9%)

		2012	2011	2010	2009	2008	2007	2006	2005	Plus or Minus 2011 vs 2012		Plus or Minus 2010vs. 2011		Plus or Minus 2005 vs 2012	
TOTAL CLUBS		65	68	65	66	63	62	59	59	(4.4%)	(3)	4.6%	3	10.2%	6
MISGA TOTALS		3502	3573	3662	3716	3843	3948	4007	4073	(2.0%)	(71)	(2.4%)	(89)	(14.0%)	(571)
		(71)	89	(54)	(127)	(105)	(59)	(66)	(138)						

		2012	2011	2010	2009	2008	2007	2006	2005	Plus or Minus 2011 vs 2012		Plus or Minus 2010vs. 2011		Plus or Minus 2005 vs 2012	
DIVISION I															
SUSSEX PINES	123	22	42	48	50	54	58	69	78	(47.6%)	(20)	(12.5%)	(6)	(71.8%)	(56)
CRIPPLE CREEK	101	63	73	73	69	83	84	85	89	(13.7%)	(10)	0.0%	0	(29.2%)	(26)
MAPLE DALE	106	27	31	28	21	64	67	70	70	(12.9%)	(4)	10.7%	3	(61.4%)	(43)
JONATHAN'S LNDG	121	46	50	46	60	56	53	71	70	(8.0%)	(4)	8.7%	4	(34.3%)	(24)
GARRISONS LAKE	117	35	37							(5.4%)	(2)				
BEAR TRAP DUNES	125	62	64	61	65	64				(3.1%)	(2)	4.9%	3		
EAGLE CREEK	104	54	52	56	54	54	67	58	56	3.8%	2	(7.1%)	(4)	(3.6%)	(2)
SHAWNEE	111	45	38	56	66	59	61	76	79	18.4%	7	(32.1%)	(18)	(43.0%)	(34)
WILD QUAIL	115	43	33	40	46	40	48	43	40	30.3%	10	(17.5%)	(7)	7.5%	3
Division Total	9	397	420	408	455	474	484	521	544	(5.5%)	(23)	2.9%	12	(27.0%)	(147)

		2012	2011	2010	2009	2008	2007	2006	2005	Plus or Minus 2011 vs 2012		Plus or Minus 2010vs. 2011		Plus or Minus 2005 vs 2012	
DIVISION II															
WAKEFIELD VALLEY	222	26	31	37	33	37	34	33	33	(16.1%)	(5)	(16.2%)	(6)	(21.2%)	(7)
ROLLING ROAD	219	37	44	44	44	62	64	55	65	(15.9%)	(7)	0.0%	0	(43.1%)	(28)
PINEY BRANCH	218	29	34	39	42	62	73	71	65	(14.7%)	(5)	(12.8%)	(5)	(55.4%)	(36)
QUAIL VALLEY	226	47	54	53	57	70	69	73	72	(13.0%)	(7)	1.9%	1	(34.7%)	(25)
SPARROWS POINT	220	42	48	57	51	65	78	75	79	(12.5%)	(6)	(15.8%)	(9)	(46.8%)	(37)
CHALLEDON	230	46	50	43	40					(8.0%)	(4)	16.3%	7		
FOUNTAIN HEAD	233	45	47							(4.3%)	(2)				
GLADE VALLEY	224	68	72	72	74	82	83	90	87	(5.6%)	(4)	0.0%	0	(21.8%)	(19)
BEAVER CREEK	214	71	73	80	86	82	81	93	98	(2.7%)	(2)	(8.8%)	(7)	(27.6%)	(27)
WESTMINSTER NATL.	227	38	39	35	41	43	45	44	51	(2.6%)	(1)	11.4%	4	(25.5%)	(13)
HUNT VALLEY	217	40	40	44	57	61	51	62	74	0.0%	0	(9.1%)	(4)	(45.9%)	(34)
RATTLEWOOD	229	61	61	53	48	56	57			0.0%	0	15.1%	8		
HOLLY HILLS	216	35	32	30	38	46	47	52	47	9.4%	3	6.7%	2	(25.5%)	(12)
WINTERS RUN	228	33	30	39	31	38	39	37	44	10.0%	3	(23.1%)	(9)	(25.0%)	(11)
CRESS CREEK	231	35	25	24						40.0%	10	4.2%	1		
MUSKET RIDGE	232	66	40	29						65.0%	26	37.9%	11		
Division Total	16	719	733	697	663	741	756	764	807	(1.9%)	(14)	5.2%	36	(10.9%)	(88)

										Plus or Minus		Plus or Minus		Plus or Minus	
DIVISION III		2012	2011	2010	2009	2008	2007	2006	2005	2011 vs	2012	2010vs.	2011	2005 vs	2012
HARBOURTOWNE	305	48	54	60	58	68	69	62	63	(11.1%)	(6)	(10.0%)	(6)	(23.8%)	(15)
EASTON CLUB	319	43	44	50	63	72	87	90	89	(2.3%)	(1)	(12.0%)	(6)	(51.7%)	(46)
HOG NECK	322	43	44	47	51	49	52	41		(2.3%)	(1)	(6.4%)	(3)	#DIV/0!	43
PROSPECT BAY	309	83	76	75	80	83	86	78	78	9.2%	7	1.3%	1	6.4%	5
TALBOT	313	31	28	26	43	33	51	58	51	10.7%	3	7.7%	2	(39.2%)	(20)
CHESTER RIVER	303	60	54	67	80	77	64	60	66	11.1%	6	(19.4%)	(13)	(9.1%)	(6)
CLEARVIEW	320	29	24	21	26	25	22	20	30	20.8%	5	14.3%	3	(3.3%)	(1)
CAROLINE	302	30	19	35	28	30	28	31	31	57.9%	11	(45.7%)	(16)	(3.2%)	(1)
Division Total	8	367	351	393	461	437	459	440	408	4.6%	16	(10.7%)	(42)	(10.0%)	(41)

										Plus or Minus		Plus or Minus		Plus or Minus	
DIVISION IV		2012	2011	2010	2009	2008	2007	2006	2005	2011 vs	2012	2010vs.	2011	2005 vs	2012
MONT. VILLAGE	439	34	48	58	63	80	85	83	92	(29.2%)	(14)	(17.2%)	(10)	(63.0%)	(58)
ARGYLE	432	75	92	96	95	107	119	125	126	(18.5%)	(17)	(4.2%)	(4)	(40.5%)	(51)
MANOR	437	112	125	131	128	135	143	140	132	(10.4%)	(13)	(4.6%)	(6)	(15.2%)	(20)
LAKEWOOD	436	75	83	86	91	92	91	102	102	(9.6%)	(8)	(3.5%)	(3)	(26.5%)	(27)
BRETTON WOODS	442	79	82	84	85	86	82	85	86	(3.7%)	(3)	(2.4%)	(2)	(8.1%)	(7)
KENWOOD	435	110	110	123	139	160	167	168	164	0.0%	0	(10.6%)	(13)	(32.9%)	(54)
HOBBITS GLEN	434	90	89	83	85	77	80	90	93	1.1%	1	7.2%	6	(3.2%)	(3)
NORBECK	440	86	82	81	76	88	208	163	91	4.9%	4	1.2%	1	(5.5%)	(5)
LEISURE WORLD	441	88	82	86	89	98	107	105	116	7.3%	6	(4.7%)	(4)	(24.1%)	(28)
MONTGOMERY	438	114	89	58	49	17	28	41	45	28.1%	25	53.4%	31	153.3%	69
Division Total	10	863	882	886	900	940	1110	1102	1047	(2.2%)	(19)	(0.5%)	(4)	(17.6%)	(184)



DIVISION V										Plus or Minus		Plus or Minus		Plus or Minus	
		2012	2011	2010	2009	2008	2007	2006	2005	2011 vs	2012	2010vs.	2011	2005 vs	2012
OCEAN PINES	514	79	114	104	111	121	139	189	201	(30.7%)	(35)	9.6%	10	(60.7%)	(122)
EASTERN SHORE	503	21	28	34	35	33	32	36	42	(25.0%)	(7)	(17.6%)	(6)	(50.0%)	(21)
ELKS	505	6	8	18	20	34	42	45	49	(25.0%)	(2)	(55.6%)	(10)	(87.8%)	(43)
DEER RUN	522	56	74	67	42	52	57	48	41	(24.3%)	(18)	10.4%	7	36.6%	15
BAY CLUB	523	25	32	42	27					(21.9%)	(7)	(23.8%)	(10)		
GREEN HILL	507	18	22	23	18	28	33	35	38	(18.2%)	(4)	(4.3%)	(1)	(52.6%)	(20)
NUTTER'S	511	49	59	58	64	63	77	75	75	(16.9%)	(10)	1.7%	1	(34.7%)	(26)
GREAT HOPE	519	27	29	31	36	42	36	33	37	(6.9%)	(2)	(6.5%)	(2)	(27.0%)	(10)
OCEAN CITY	513	47	34	47	55	66	77	93	96	38.2%	13	(27.7%)	(13)	(51.0%)	(49)
Division Total	9	328	410	481	439	474	522	588	636	(20.0%)	(82)	(14.8%)	(71)	(48.4%)	(308)

DIVISION VI										Plus or Minus		Plus or Minus		Plus or Minus	
		2012	2011	2010	2009	2008	2007	2006	2005	2011 vs	2012	2010vs.	2011	2005 vs	2012
FORT MEADE	643	66	92	109	74	41				(28.3%)	(26)	(15.6%)	(17)	#DIV/0!	66
BOWIE	641	53	60	63	61	56	56	61	67	(11.7%)	(7)	(4.8%)	(3)	(20.9%)	(14)
US NAVAL ACDMY	631	118	127	140	136	130	135	111	111	(7.1%)	(9)	(9.3%)	(13)	6.3%	7
FAIRWAY HILLS	642	87	93	85	97	86				(6.5%)	(6)	9.4%	8	#DIV/0!	87
CHARTWELL	623	49	52	55	57	66	55	58	61	(5.8%)	(3)	(5.5%)	(3)	(19.7%)	(12)
CROFTON	625	93	95	102	109	108	84	49	58	(2.1%)	(2)	(6.9%)	(7)	60.3%	35
TANTALLON	629	81	81	76	67	69	78	69	60	0.0%	0	6.6%	5	35.0%	21
UNIV. OF MD	630	46	45	53	56	55	68	67	84	2.2%	1	(15.1%)	(8)	(45.2%)	(38)
WALDEN	636	27	26	30	31	32	38	51	66	3.8%	1	(13.3%)	(4)	(59.1%)	(39)
PATUXENT GREEN	627	26	22	48	49	51	54	60	58	18.2%	4	(54.2%)	(26)	(55.2%)	(32)
CROSS CREEK	645	52	44							18.2%	8				
BAY HILLS	610	55	40	36	27	16	20	40	33	37.5%	15	11.1%	4	66.7%	22
COMPASS POINTE	646	75	0							#DIV/0!	75				
Division Total	13	828	777	797	798	739	619	592	631	6.6%	51	(2.5%)	(20)	31.2%	197

All. Audit Committee report.

1. Regarding the 2012 Spring Fling at Williamsburg, Virginia on May 15-17, 2012. All expenditures were supported by receipts, checks or notes as reported by event coordinator Dick Dale.
2. The Audit Committee is awaiting the submission of the financial reports for the ABCD Tournament Final at Norbeck CC and the Summer Frolic at Carroll Valley.

Jim Wilcox.  
Audit Committee Chairperson