

Attendees: Tom Taylor, Ralph Starkey, John Babyak, Howard Taylor, Dave Woodward, Bert Bigelow, Jim Wilcox, Mike Urquhart, Steve Neal, Jim Beisler, Ted Ifft, Carl Lazar, Charlie Fieldhouse, Pete Sorge, Byron Keadle, Bob Turner, Tom Tarpley, Dick Crone, Lloyd Stimson and Errol Myers.

Opening Remarks – The MISGA President, Tom Taylor, opened the meeting at 10:35 A.M. There was one visitor at the meeting, Bob Merritt, the Associates Chairman for Division III. Tom thanked Tom Tarpley and the staff at Holly Hills for hosting the meeting. As outgoing President, Tom thanked all of the board members and the committee chairmen for their efforts. In 2011, MISGA held 362 mixers that generated over \$859,000 dollars in revenue to the MISGA clubs. That was down slightly, 400 mixers and over 900,000 dollars of revenue, in 2010. There are a number of MISGA clubs that may be dropping out, Nassawango, VFW, Hunters Oak, Shawnee and Sussex Pines. Tom also thanked Pete Sorge for the frolics at Seabrook Island and Jekyll Island. Tom said that the Seabrook trip was fantastic.

Secretary's Report – The minutes of the April 11, 2011 Annual Reps Meeting were published on the web site. A motion was made and seconded to accept the minutes as presented on the website. The minutes were accepted.

Treasurer's Report – Dick Schwinger was not at the meeting. A report was distributed via e-mail. MISGA has about \$643 in the checking account, \$18,909 in the savings account and \$20,328 in CDs, for a total of \$39,911. All of the bills and nothing is outstanding. We do not know where we stand on the budget for 2011.

Division Director's Reports

Division I – Howard Taylor submitted a report via e-mail. At the Division I Fall meeting, the proper method of calculating handicaps at mixed tee events was presented to the club reps. There is a concern about the cost of division qualifiers and State Tournaments. The reps favor an eastern / western shore qualifier prior to the State tournaments. Shawnee is in financial trouble and is not scheduling MISGA events for 2012. The Spring Frolic will be in Williamsburg on May 15-17, 2012.

Division II – Tom Taylor submitted a report via e-mail. The VFW club will not be participating in MISGA events. The Summer Frolic is scheduled for September 12, 13 with a board meeting on the 11th. The location has not yet been selected.

Division III – Bert Bigelow submitted a report via e-mail. Bob Merritt will be the new Associates Chairman for Div III. Bob was present at the meeting.

Division IV – Jim Wilcox submitted a report via e-mail. The number of associates in the division stayed constant thanks to new associates at Montgomery CC and Hobbits Glen. Mike Urquhart would be the new Division Director and Gary Manion will be the Assistant Director.

Division V – Steve Neal submitted a report via e-mail. Div V again assigned two "exclusive" mixer dates for each of the clubs in the division. The 9-hole clubs that had expressed interest in MISGA appear to have lost interest in joining. Steve is currently following up on an inquiry from the River Run Golf Course. Nassawango CC announced that they would be dropping out of MISGA due to lack of support from their members. This was Steve's last meeting after four years on the board. Jim Beisler would be the new Division Director.

Division VI – Ted Ifft submitted a report via e-mail. The division is trying to reschedule its division qualifiers so as not to conflict with the Free State Seniors organization. Compass Pointe will be scheduling mixers in 2012.

Committee Chairmen Reports

Associates – Charlie Fieldhouse submitted two reports via e-mail. It was pointed out that the Master List that Charlie sent out did not contain info on clubs after 629. Charlie will fix that. The info provided could be used to determine division quotas for tournaments in 2012.

Audit – Gary Sorrell was not at the meeting. Jim Wilcox will be the Audit Chairman in 2012.

Legal – Jim Ewalt was not at the meeting.

Events – Pete Sorge said that we had two good events at Seabrook and Jekyll Island this year. We had a great time at both venues. We had about eight last-minute cancellations, several were medical problems and others were family problems. There were eight board members at the events. Tom asked Pete to look at the venues for the Summer Frolic. He is looking at Carroll Valley, Heritage and possibly Hershey. Hershey would be too expensive to stay there but maybe we could play there and stay at some other location.

Historian – Earl Gaylor did not get three division reports.

MISGRAM – Byron Keadle submitted a report via e-mail. He said that we need more articles on items of interest or controversy. We will have a Misgram in December and one in January. This is because of a large number of pictures that were gathered at Seabrook and Jekyll. He'll put the Jekyll pictures in January along with the Presidential transition.

Membership – Ralph Starkey asked Howard Taylor to review the status of Shawnee and Sussex Pines. Howard said that he had not heard anything about Sussex Pines but Shawnee has two proposals out they're refinancing and they have two people talking about buying the club. The club is holding up their scheduling but they should know something by January.

Policy & Planning – Bob Turner was at the meeting and had no report.

PP AD HOC – Tom Tarpley was at the meeting and had no report.

Rules and Handicap – Dick Crone submitted a report via e-mail. Dick monitored the score posting from the 2011 Championships and turned the non-poster list over to the MISGA Tournament Chairman. Lloyd Stimson sent out copies to the Division Tournament Chairmen with copies to the Board asking the Division Tournament Chairmen to work with the club reps of the persons who did not post and get those players to post their scores. In the ABCD, 80% of the players posted vs. 88% last year. In the Two-man, 83% posted vs. 92% last year. This year, every club has to be re-licensed to issue handicaps. The MISGA Email Distribution System was used to remind the club reps that this had to be done by December 31st. Dick sent out a memo about men and women using different tees. He will try to send out a simplified email in the spring of 2012. Dick will review the USGA Rules Book for 2012-2015 and report rules changes via the email system.

Web – Errol Myers reported that the website is up-to-date. He asked that as the Division Directors have their winter meetings they collect new club rep info and club data and forward it to him..

Tournament Chairman – Lloyd Stimson submitted a report via e-mail. The first part dealt with the championship tournament expenses. The second part is the dates and location of the 2012 tournaments. Lloyd asked that if the information changes, that the changes be sent to him, not to the webmaster. A tutorial providing instruction for applying the Interrupted Tournament Procedure has been posted on the website under Tournament Info. He also documented some changes to the MISGA Tournament Guidelines. Lloyd proposed that the size of the fields for the

State Tournaments will be reduced to 100 participants for the ABCD and 50 teams for the Two-man. A motion was made to reduce the number of participants at the State Tournaments. The motion was seconded and approved. The Gross and Net Champions will be eligible, without qualifying, for the following year's tournaments. They will still be required to pay the entrance fee. In case of ties, Gross and Net Champions will be determined by a sudden-death playoff. Other ties will be resolved by match of cards or prize money will be shared equally for those places. The host club will determine which method will be used.

Old Business

None.

New Business

Tee It Forward – Mike Urquhart submitted a proposal via email. The PGA/USGA “Tee It Forward” initiative encourages all golfers to play a course that is aligned with their average driving distance. Mike’s motion as presented in his email is that where feasible, MISGA mixers should use the following guidelines with regard to the length of the course: C and D players should play a course no longer than 5,700 yards using forward or blended tees. A and B players should play a course with a length between 5,800 and 6,000 yards. The motion was seconded. A discussion followed, including input from the club pro from Holly Hills. The motion, as a recommendation or as a suggestion, was approved.

Alternative State Tournament Proposal – Charlie Fieldhouse submitted a State Tournament proposal via email. Tom Taylor said that the proposal was to have two tournaments, one for the eastern shore and one for the western shore. The winners of those tournaments will play in the State Tournaments. There would still be division qualifiers. There would be a smaller number of players in each of the State Tournaments which would allow the tournaments to be played at any course. Tom Taylor said that he would like to assign this proposal to the Policy and Planning Committee to look at it and ask for their recommendation. Bob Turner would chair that committee that would include Charlie Fieldhouse, Lloyd Stimson, Howard Taylor and Ralph Starkey. Division I received this proposal in October and at their division meeting, the club reps said they liked this idea because it reduces the costs and travel required for the tournaments.

Crofton and State Tournaments – Byron said that Crofton C.C. should be removed from the State Tournament rotation because of their discrimination policy against women. The reason for this is that at Crofton a woman was required to play from the white, normal for men, tees. Her index was converted for the men’s slope but no adjustment was made for the difference in course rating. No motion to approve was made. It was agreed that this was a division and tournaments chairman problem.

2012 Officers – Tom Taylor thanked everyone for serving on the Board this year. Ralph Starkey is the president for 2012. There was a motion made, seconded and approved to elect Mike Urquhart as the Vice-President.

Recognition Awards – Ralph asked about the pewter plates that MISGA gives as recognition awards to outgoing members of the board. He asked if we could consider some other type of award. Charlie Fieldhouse said that in the past, we have given a book-clock with an information plate on the inside describing the reason for the award. Ralph asked if he, as president, can make the decision to award something other than a plate. A motion was made and seconded that we look at alternatives to the pewter plates to members retiring out of positions in MISGA. The motion was approved.

Upcoming Dates – The Williamsburg Spring Frolic will be on the 15-17 of May. The next meeting will be March 20th at Hobbits Glen. The Annual Meeting will be on April 9th at Prospect Bay. The Summer Frolic will be on September 12-13 with a board meeting on the 11th. The last meeting of 2012 will be held on December 4th at Caroline C.C.

Wrap-up – After a round of applause for the outgoing President, Tom Taylor, the meeting was adjourned.

Division 1 Director's Report
December 6, 2011

Division 1 fall meeting was held at Maple Dale Country Club on 10-19-2011.

Proper method for correctly determining the handicap for women or men playing from different tees was covered and each Rep will ensure their Golf Pro also knows the procedure.

The Spring Fling will be May 15-17 2012 in Williamsburg, VA.

There is concern the entry fees are too high for the Past President's qualifiers and State Tournament. The Reps would like to see the fees follow regular mixer fees prices. They are also in favor of having an eastern shore and western shore qualifier after the Division tournaments and before the State Tournament.

Shawnee is in financial trouble. They are not scheduling for 2012 until they know status. Bob Burd will be the Rep in 2012.

Howard E Taylor
Division 1 Director

Division II
Directors Report
Holly Hills Country Club
December 6. 2011

Division II held its fall meeting at Hunt valley Country Club on October 19. It was the consensus of all present that 2011 was a successful year. The Div. held 134 mixers, two tournaments, and generated \$346,968.00 for our clubs.

The Division Stroke Play Championship/(ABCD) qualifier is scheduled for June 18 2012 at Rattlewood Golf Club.

The Division Two man Qualifier is scheduled for July 9m 2012 at the Beaver Creek Country Club.

The Div. II Pro AM is scheduled for July 23, 2012 at Hunt Valley Country Club.

The Summer Frolic is scheduled for Sept. 12, 13, 2012

The VFW club in Frederick notified the Division that they will not be participating in MISGA anytime in the future.

.
Thomas Taylor
Director

Below is the Division III Annual Report

1. Division III has 2 new representatives for 2012. They are John Cruz for the Easton Club and Sam Wood for Harbourtowne.
2. Division III also has a new Associates Chair as Bob Gelderman has stepped down from that position. Bob Merritt, from Prospect Bay, has agreed to accept this position.
3. Division III held 56 mixers during 2011 and grossed over \$121, 000 for our respective clubs.
4. The 2011 MISGA Statewide Meeting was held at PBCC on April 11, 2011 with approximately 90 misga members in attendance.
5. The ABCD qualifier was held at PBCC on July 19 for Divisions I and III. Division I had fewer players than were allocated to go forward to the finals, so they did not participate in the qualifier. Approximately 20 Division III associates participated in the qualifier.
6. The 2012 ABCD finals will be held at Talbot CC on August 14, 2012.
7. Division III held its annual meeting at PBCC on October 18, with all clubs represented with the exception of Talbot CC.

Division V Director's Report

Holly Hills Meeting December 2011

Division V had its annual scheduling meeting in October. We again assigned two "exclusive" mixer dates for each of our nine clubs. Nassawango CC announced that they were going to drop out of MISGA due to a lack of support from their own members. They have written a letter of resignation which I will deliver to Tom Taylor at the meeting on December 6th.

The 9-hole clubs that had expressed an interest in MISGA, which I had brought up at the Carroll Valley meeting, have not continued to express an interest, nor have they responded to calls and letters. I had told them about the requirements as listed on the web site and they appear to have lost interest in joining MISGA. I am currently following up on an inquiry from the River Run Golf Course, near to Ocean Pines. Their contact person has been out of town for the last few weeks. Hopefully I will have more information by the meeting in Holly Hills.

This will be my last meeting as Director of Division V, this being my fourth year on the Board. I want to thank all of you that have been helpful and supportive. I'm sure that I will see many of you at future "Flings" and "Frolics". Jim Beisler will be taking over leadership of Division V.

Respectfully, Steve Neal

Division VI Director's Report

Holly Hills Board Meeting – December 6, 2011

Division VI held its fall meeting at Fairway Hills on November 19. All 13 clubs in Division VI for 2012 were represented.

The Division Stroke Play Championship (ABCD) qualifier is scheduled for July 16, 2012 at Cross Creek and the 2-Man team qualifier is scheduled for June 18, 2012 at Walden. It just happens that Free State has tournaments scheduled for each of these dates. We are trying to reschedule our qualifiers. Many MISGA members are also members of Free State and would have to choose which event to play which would reduce the field for both tournaments.

The Div. VI Pro AM has not been scheduled.

Compass Pointe has been approved as a MISGA Club in Division VI and will be scheduling mixers in 2012.

Ted Ifft
Director

2011 MISGA Annual Report

Division	Home	Home	Visiting	Total	Carts	Food	Prizes	Total
Mixers	Events	Players	Players	Players	\$	\$	\$	\$
Division I	46	939	1,564	2,503	35,411	42,446	15,745	93,602
ABCD Finals				112	\$1,982.00	\$7,363.00	\$1,580.00	10,925
2-Man Qual				64	896	1,152	512	2,560
Pro Am								
Spring Fling								
golf shirts								1,236
	46	939	1,564	2,679	\$38,289	\$50,961	\$17,837	\$108,323
Division II	134	3,399	4,970	8,369	\$135,921	\$129,066	\$38,826	\$344,623
ABCD Qual				39	\$897.00	\$585.00	\$273.00	1,755
2-Man Qual				56	1,008	784	280	2,072
Pro Am				72	\$1,296.00	\$5,152.74	\$300.00	6,749
Fall Fling								
Two Man				116	\$1,497.00	\$7,830.00	\$1,693.00	11,020
	134	3,399	4,970	8,652	\$140,619	\$143,417	\$41,372	\$366,219
Division III	56	1,072	2,040	3,112	48,911	52,282	16,712	117,905
ABCD Qual				20	400	420	100	920
2-Man Qual								
other				46	\$920.00	\$966.00	\$644.00	2,530
Annual Meet								
	56	1,072	2,040	3,178	\$50,231	\$53,668	\$17,456	\$121,355
Division IV	50	944	2,095	3,039	52,001	47,895	16,249	116,145
ABCD Qual				92	2,070	1,932	598	4,600
2-Man Qual				80	1,520	1,280	800	3,600
Pro Am				70	\$1,232.00	\$1,960.00	\$1,738.00	4,930
	50	944	2,095	3,281	\$56,823	\$53,067	\$19,385	\$129,275
Division V	32	415	1,106	1,521	25,617	17,387	8,281	51,285
ABCD Qual				42	756	420	344	1,520
2-Man Qual								
Pro Am								
[Other]								
	32	415	1,106	1,563	\$26,373	\$17,807	\$8,625	\$52,805
Division VI	44	927	1,887	2,814	49,405	50,286	14,170	113,861
ABCD Qual				57	\$969	\$1,334	\$320	\$2,623
2-Man Qual				44	920	880	240	2,040
Pro Am				48	\$720	\$1,900	\$2,180	\$4,800
[Other]								
	44	927	1,887	2,963	\$52,014	\$54,400	\$16,910	\$123,324
TOTALS	362	7,696	13,662	22,316	\$364,348	\$373,321	\$121,585	\$859,254

TREASURER'S REPORT TO THE MISGA BOARD MEETING

DECEMBER 6, 2011

- Status of financial accounts:
 - a. Checking account \$ 643.77
 - b. Savings account 18,939.47
 - c. Combined CD totals 20,328.01
- Total \$39,911.25
- All bills paid – no bills outstanding.
 - All division budget checks have been paid.
 - \$35 on hand (to be deposited).

MISGA YEARLY ASSOCIATES DUES REPORT

		2011	2011			REVISED	6-Dec-11	2011	2011
DIVISION I	CLUB	PAID	ROSTER	DIFF	DIVISION IV	CLUB	PAID	ROSTER	DIFF
CRIPPLE CREEK	101	73	73	0	ARGYLE	432	92	92	0
EAGLE CREEK	104	52	52	0	HOBBITS GLEN	434	89	89	0
MAPLE DALE	106	31	31	0	KENWOOD	435	110	110	0
				0	LAKEWOOD	436	83	83	0
SHAWNEE	111	39	38	1	MANOR	437	126	125	1
WILD QUAIL	115	33	33	0	MONTGOMERY	438	89	89	0
GARRISONS LAKE	117	37	37	0	MONT. VILLAGE	439	48	48	0
JONATHAN'S LNDG	121	52	50	2	NORBECK	440	82	82	0
SUSSEX PINES	123	42	42	0	LEISURE WORLD	441	82	82	0
BEAR TRAP DUNES	125	64	64	0	BRETTON WOODS	442	82	82	0
Division TOTALS	9	423	420		Division TOTALS	10	883	882	
Club Total over paid	3	Club Total not paid		0	Club Total over paid	1	Club Total not paid		0
DIVISION II	CLUB	PAID	ROSTER	DIFF	DIVISION V	CLUB	PAID	ROSTER	DIFF
BEAVER CREEK	214	73	73	0	EASTERN SHORE	503	28	28	0
HOLLY HILLS	216	32	32	0	ELKS	505	8	8	0
HUNT VALLEY	217	40	40	0	GREEN HILL	507	22	22	0
PINEY BRANCH	218	34	34	0	NASSAWANGO	509	10	10	0
ROLLING ROAD	219	44	44	0	NUTTER'S	511	59	59	0
SPARROWS POINT	220	48	48	0	OCEAN CITY	513	34	34	0
VFW	221	13	13	0	OCEAN PINES	514	114	114	0
WAKEFIELD VALLEY	222	31	31	0	GREAT HOPE	519	29	29	0
GLADE VALLEY	224	72	72	0	DEER RUN	522	74	74	0
QUAIL VALLEY	226	54	54	0	BAY CLUB	523	32	32	0
WESTMINSTER NATL	227	39	39	0					
WINTERS RUN	228	30	30	0					
RATTLEWOOD	229	61	61	0					
CHALLEDON	230	50	50	0					
CRESS CREEK	231	25	25	0					
MUSKET RIDGE	232	40	40	0					
FOUNTAIN HEAD	233	47	47	0					
Division TOTALS	17	733	733		Division TOTALS	10	410	410	
Club Total over paid	0	Club Total not paid		0	Club Total over paid	0	Club Total not paid		0
DIVISION III	CLUB	PAID	ROSTER	DIFF	DIVISION VI	CLUB	PAID	ROSTER	DIFF
CAROLINE	302	19	19	0	BAY HILLS	610	44	40	4
CHESTER RIVER	303	54	54	0	CHARTWELL	623	52	52	0
HARBOURTOWNE	305	54	54	0	CROFTON	625	95	95	0
PROSPECT BAY	309	76	76	0	PATUXENT GREEN	627	22	22	0
TALBOT	313	28	28	0	NATIONAL (Tantallor	629	81	81	0
EASTON CLUB	319	44	44	0	UNIV. OF MD	630	46	45	1
CLEARVIEW	320	24	24	0	US NAVAL ACDMY	631	127	127	0
HOG NECK	322	44	44	0	WALDEN	636	26	26	0
HUNTERS OAKS	323	8	8	0	BOWIE	641	60	60	0
					FAIRWAY HILLS	642	93	93	0
					FORT MEADE	643	92	92	0
					CROSS CREEK	645	44	44	0
					COMPASS POINTE	646	0	0	0
Division TOTALS	9	351	351		Division TOTALS	13	782	777	
Club Total over paid	0	Club Total not paid		0	Club Total over paid	5	Club Total not paid		0
GRAND TOTALS	PAID	ROSTER	Over paid	UNPaid	TOTAL	Clubs	in	out	
2011	3582	3573	9	0	2011	68	4	1	
2010	3667	3662	5		2010	65	1	2	
2009	3710	3716	6		2009	66	1		
2008	3845	3843	2						
2007	3969	3948	16						
					0-Jan-00	PAID	ROSTER	DIFF	
					\$ Income Total	\$17,910.00			
					NO REFUNDS AFTER	30-Jun			



Maryland Interclub Seniors Golf Association

MISGA Board Meeting

@ HOLLY HILLS IJAMSVILLE MD

Date DEC. 6, 2011

Associates Chairman Report

Associates Chairman Report

Appendix 13.1

	Year	Year	
A. Roster Statistics:	2011	2010	
Clubs:	68	65	
Roster:	3573	3662	
Paid:	3582	3667	
Surplus:	9	5	
Owing:	0	0	
Clubs Accepted:	4	1	
Club Resigned:	1	2	
Decline (roster)	-2.4%/-89	-1.5% /-55	-
5 yr. Total Decline	-9.5%/-375	-9.5% /-346	

The surplus exists because of the termination of paid-up MISGA associates because they have passed away or because they have left their golf club for some reason. As long as club reps continue to do an outstanding job of managing their rosters we should continue to show a surplus in the future.

MISGA in 2011:

Added 4 new club(s) to the Roster, Cross Creek, Fountain Head, Garrison Lake & Compass Pointe and had 1 club(s) resign Beach Club The 3 clubs added 128 new roster members and we lost 32 members with the club that resigned. Membership in MISGA and at most clubs is decreasing at a slow rate.

The club reps and the Division Associates Chairmen have done a tremendous job.

.DIV. III BOB GELDERMAN CHESTER RIVER - RETIRED - BOB MERRITT PROSPECT BAY HAS ASSUMED THE DUTIES OF DIV ASSOC CHAIRMAN (DAC)

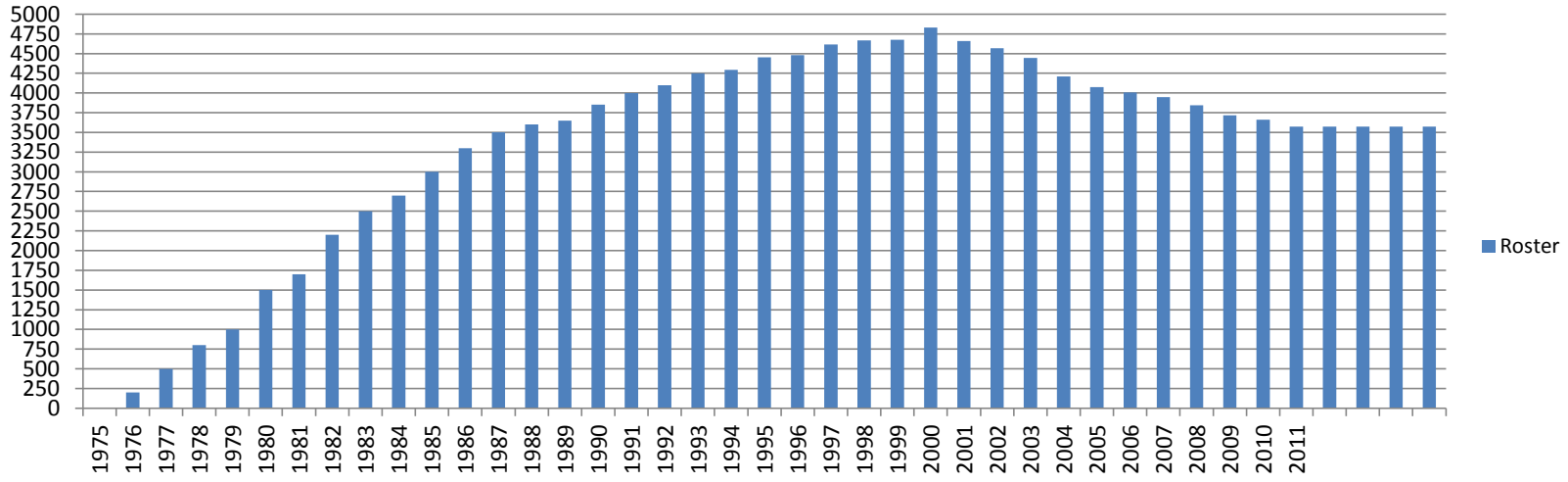
General

_____ will be the MISGA Associates Chairman in 20____.

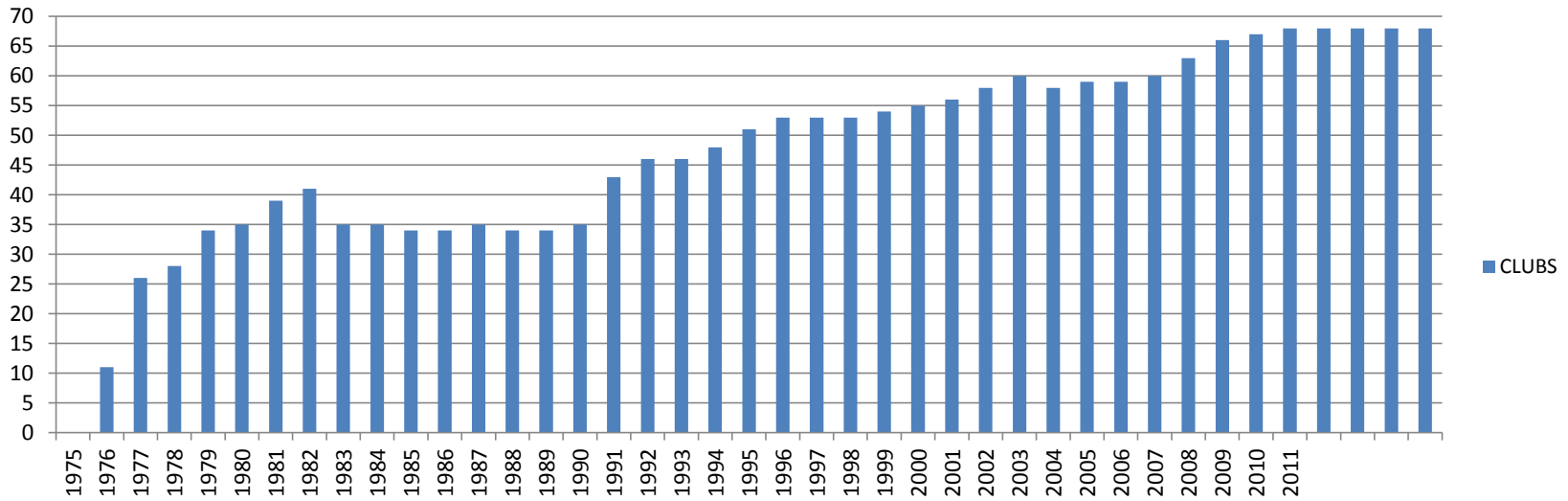
MISGA ASSOCIATE CHAIRMAN 2011

Charlie Fieldhouse

Roster



CLUBS



		2011	2010	2009	2008	2007	2006	2005	2004	Plus or Minus		Plus or Minus		Plus or Minus	
										2010 vs	2011	2009 vs.	2010	2004 vs	2011
TOTAL CLUBS		68	65	66	63	62	59	59	58	4.6%	3	(1.5%)	(1)	17.2%	10
MISGA TOTALS		3573	3662	3716	3843	3948	4007	4073	4211	(2.4%)	(89)	(1.5%)	(54)	(15.2%)	(638)
		-89	-54	-127	-105	-59	-66	-138	-155						

DIVISION I		2011	2010	2009	2008	2007	2006	2005	2004	Plus or Minus		Plus or Minus		Plus or Minus	
										2010 vs	2011	2009 vs.	2010	2004 vs	2011
SHAWNEE	111	38	56	66	59	61	76	79	78	(32.1%)	(18)	(15.2%)	(10)	(51.3%)	(40)
WILD QUAIL	115	33	40	46	40	48	43	40	39	(17.5%)	(7)	(13.0%)	(6)	(15.4%)	(6)
SUSSEX PINES	123	42	48	50	54	58	69	78	79	(12.5%)	(6)	(4.0%)	(2)	(46.8%)	(37)
EAGLE CREEK	104	52	56	54	54	67	58	56	49	(7.1%)	(4)	3.7%	2	6.1%	3
CRIPPLE CREEK	101	73	73	69	83	84	85	89	94	0.0%	0	5.8%	4	(22.3%)	(21)
BEAR TRAP DUNES	125	64	61	65	64					4.9%	3	(6.2%)	(4)	(1.5%)	(1)
JONATHAN'S LNDG	121	50	46	60	56	53	71	70	72	8.7%	4	(23.3%)	(14)	(30.6%)	(22)
MAPLE DALE	106	31	28	21	64	67	70	70	76	10.7%	3	33.3%	7	(59.2%)	(45)
GARRISONS LAKE	117	37								#DIV/0!	37				
Division Total	9	420	408	455	474	484	521	544	552	2.9%	12	(10.3%)	(47)	(23.9%)	(132)

DIVISION II		2011	2010	2009	2008	2007	2006	2005	2004	Plus or Minus		Plus or Minus		Plus or Minus	
										2010 vs	2011	2009 vs.	2010	2004 vs	2011
VFW	221	13	18	21	37	35	42	54	50	(27.8%)	(5)	(14.3%)	(3)	(74.0%)	(37)
WINTERS RUN	228	30	39	31	38	39	37	44	47	(23.1%)	(9)	25.8%	8	(36.2%)	(17)
WAKEFIELD VALLEY	222	31	37	33	37	34	33	33	40	(16.2%)	(6)	12.1%	4	(22.5%)	(9)
SPARROWS POINT	220	48	57	51	65	78	75	79	90	(15.8%)	(9)	11.8%	6	(46.7%)	(42)
PINEY BRANCH	218	34	39	42	62	73	71	65	65	(12.8%)	(5)	(7.1%)	(3)	(47.7%)	(31)
HUNT VALLEY	217	40	44	57	61	51	62	74	67	(9.1%)	(4)	(22.8%)	(13)	(40.3%)	(27)
BEAVER CREEK	214	73	80	86	82	81	93	98	110	(8.8%)	(7)	(7.0%)	(6)	(33.6%)	(37)
ROLLING ROAD	219	44	44	44	62	64	55	65	77	0.0%	0	0.0%	0	(42.9%)	(33)
GLADE VALLEY	224	72	72	74	82	83	90	87	108	0.0%	0	(2.7%)	(2)	(33.3%)	(36)
QUAIL VALLEY	226	54	53	57	70	69	73	72	62	1.9%	1	(7.0%)	(4)	(12.9%)	(8)
CRESS CREEK	231	25	24							4.2%	1			4.17%	1
HOLLY HILLS	216	32	30	38	46	47	52	47	54	6.7%	2	(21.1%)	(8)	(40.7%)	(22)
WESTMINSTER NATL.	227	39	35	41	43	45	44	51	52	11.4%	4	(14.6%)	(6)	(13.3%)	(13)
RATTLEWOOD	229	61	53	48	56	57				15.1%	8	10.4%	5	27.1%	4
CHALLEDON	230	50	43	40						16.3%	7	7.5%	3	25.0%	10
MUSKET RIDGE	232	40	29							37.9%	11			37.9%	11
FOUNTAIN HEAD	233	47								#DIV/0!	47				
Division Total	17	733	697	663	741	756	764	807	871	5.2%	36	5.1%	34	(15.8%)	(138)

DIVISION III		2011	2010	2009	2008	2007	2006	2005	2004	Plus or Minus		Plus or Minus		Plus or Minus	
										2010 vs	2011	2009 vs.	2010	2004 vs	2011
CAROLINE	302	19	35	28	30	28	31	31	44	(45.7%)	(16)	25.0%	7	(56.8%)	(25)
HUNTERS OAK	323	8	12	32						(33.3%)	(4)	(62.5%)	(20)	(75.0%)	(24)
CHESTER RIVER	303	54	67	80	77	64	60	66	75	(19.4%)	(13)	(16.3%)	(13)	(28.0%)	(21)
EASTON CLUB	319	44	50	63	72	87	90	89	79	(12.0%)	(6)	(20.6%)	(13)	(44.3%)	(35)
HARBOURTOWNE	305	54	60	58	68	69	62	63	63	(10.0%)	(6)	3.4%	2	(14.3%)	(8)
HOG NECK	322	44	47	51	49	52	41			(6.4%)	(3)	(7.8%)	(4)	7.3%	44
PROSPECT BAY	309	76	75	80	83	86	78	78	79	1.3%	1	(6.3%)	(5)	(3.8%)	(3)
TALBOT	313	28	26	43	33	51	58	51	55	7.7%	2	(39.5%)	(17)	(49.1%)	(27)
CLEARVIEW	320	24	21	26	25	22	20	30	29	14.3%	3	(19.2%)	(5)	(17.2%)	(5)
Division Total	9	351	393	461	437	459	440	408	424	(10.7%)	(42)	(14.8%)	(68)	(17.2%)	(73)

DIVISION IV		2011	2010	2009	2008	2007	2006	2005	2004	Plus or Minus		Plus or Minus		Plus or Minus	
										2010 vs	2011	2009 vs.	2010	2004 vs	2011
MONT. VILLAGE	439	48	58	63	80	85	83	92	98	(17.2%)	(10)	(7.9%)	(5)	(51.0%)	(50)
KENWOOD	435	110	123	139	160	167	168	164	164	(10.6%)	(13)	(11.5%)	(16)	(32.9%)	(54)
LEISURE WORLD	441	82	86	89	98	107	105	116	118	(4.7%)	(4)	(3.4%)	(3)	(30.5%)	(36)
MANOR	437	125	131	128	135	143	140	132	143	(4.6%)	(6)	2.3%	3	(12.6%)	(18)
ARGYLE	432	92	96	95	107	119	125	126	136	(4.2%)	(4)	1.1%	1	(32.4%)	(44)
LAKEWOOD	436	83	86	91	92	91	102	102	103	(3.5%)	(3)	(5.5%)	(5)	(19.4%)	(20)
BRETTON WOODS	442	82	84	85	86	82	85	86	86	(2.4%)	(2)	(1.2%)	(1)	(4.7%)	(4)
NORBECK	440	82	81	76	88	208	163	91	91	1.2%	1	6.6%	5	(9.9%)	(9)
HOBBITS GLEN	434	89	83	85	77	80	90	93	84	7.2%	6	(2.4%)	(2)	6.0%	5
MONTGOMERY	438	89	58	49	17	28	41	45	44	53.4%	31	18.4%	9	102.3%	45
Division Total	10	882	886	900	940	1110	1102	1047	1067	(0.5%)	(4)	(1.6%)	(14)	(17.3%)	(185)

DIVISION V		2011	2010	2009	2008	2007	2006	2005	2004	Plus or Minus		Plus or Minus		Plus or Minus	
										2010 vs	2011	2009 vs.	2010	2004 vs	2011
ELKS	505	8	18	20	34	42	45	49	51	(55.6%)	(10)	(10.0%)	(2)	(84.3%)	(43)
OCEAN CITY	513	34	47	55	66	77	93	96	79	(27.7%)	(13)	(14.5%)	(8)	(57.0%)	(45)
BAY CLUB	523	32	42	27						(23.8%)	(10)	55.6%	15	18.5%	5
EASTERN SHORE	503	28	34	35	33	32	36	42	46	(17.6%)	(6)	(2.9%)	(1)	(39.1%)	(18)
GREAT HOPE	519	29	31	36	42	36	33	37	17	(6.5%)	(2)	(13.9%)	(5)	70.6%	12
GREEN HILL	507	22	23	18	28	33	35	38	37	(4.3%)	(1)	27.8%	5	(40.5%)	(15)
NUTTER'S	511	59	58	64	63	77	75	75	81	1.7%	1	(9.4%)	(6)	(27.2%)	(22)
OCEAN PINES	514	114	104	111	121	139	189	201	214	9.6%	10	(6.3%)	(7)	(46.7%)	(100)
DEER RUN	522	74	67	42	52	57	48	41	49	10.4%	7	59.5%	25	51.0%	25
NASSAWANGO	509	10								#DIV/0!	10				
Division Total	10	410	481	439	474	522	588	636	635	(14.8%)	(71)	9.6%	42	(35.4%)	(225)


DIVISION VI		2011	2010	2009	2008	2007	2006	2005	2004	Plus or Minus		Plus or Minus		Plus or Minus	
										2010 vs	2011	2009 vs.	2010	2004 vs	2011
PATUXENT GREEN	627	22	48	49	51	54	60	58	58	(54.2%)	(26)	(2.0%)	(1)	(62.1%)	(36)
FORT MEADE	643	92	109	74	41					(15.6%)	(17)	47.3%	35	124.4%	51
WALDEN	636	26	30	31	32	38	51	66	67	(13.3%)	(4)	(3.2%)	(1)	(61.2%)	(41)
UNIV. OF MD	630	45	53	56	55	68	67	84	91	(15.1%)	(8)	(5.4%)	(3)	(50.5%)	(46)
US NAVAL ACDMY	631	127	140	136	130	135	111	111	103	(9.3%)	(13)	2.9%	4	23.3%	24
CROFTON	625	95	102	109	108	84	49	58	63	(6.9%)	(7)	(6.4%)	(7)	50.8%	32
CHARTWELL	623	52	55	57	66	55	58	61	62	(5.5%)	(3)	(3.5%)	(2)	(16.1%)	(10)
BOWIE	641	60	63	61	56	56	61	67	64	(4.8%)	(3)	3.3%	2	(6.3%)	(4)
TANTALLON	629	81	76	67	69	78	69	60	75	6.6%	5	13.4%	9	8.0%	6
FAIRWAY HILLS	642	93	85	97	86					9.4%	8	(12.4%)	(12)	8.1%	7
BAY HILLS	610	40	36	27	16	20	40	33	41	11.1%	4	33.3%	9	(2.4%)	(1)
CROSS CREEK	645	44								#DIV/0!	44				
COMPASS POINTE	646	0								#DIV/0!	0				
Division Total	13	777	797	798	739	619	592	631	662	(2.5%)	(20)	(0.1%)	(1)	17.4%	115

MISGAGRAM Editor Report
MISGA Board Meeting – 12/6/2011
Holly Hills County Club

A. The December MISGAGRAM, Volume 108, will be published a few days before Christmas. Due to the large number of pictures resulting from the Fall Frolics, only the pictures from Seabrook Island will be included in this issue to keep the download to a reasonable size. Pictures for Jekyll Island will be published in a special edition MISGAGRAM in January, 2012. Otherwise, the December issue will contain a “flyer” for the Spring Fling at Williamsburg, a timely Message from incoming president, Ralph Starkey, and recent death notices of associates. In January, we will cover the presidential transition, along with the Jekyll pictures.

B. We are getting very few articles or letters from MISGA associates for publishing in the MISGAGRAM. We need contributions of items of interest in the form of articles, pictures (with captions), letters to the editor, event reports, suggestions, holes-in-one, obituaries or death notices, and anything else of interest to the MISGA associate. For guidance on submitting articles and pictures, please download the document, “Preparing Documents for the MISGAGRAM” at

http://www.misga.org/Guides/Mgram_Prep.pdf .


Byron Keadle
MISGAGRAM Editor

MISGA BOARD OF DIRECTORS MEETING

Holly Hills Country Club - Tuesday, December 6, 2011

MISGA Tournament Chairman's Report

1. Expenses - 2011 MISGA Championship Tournaments

Expense Item	Amount
Binders & Insert Tabs <i>(for Tournament Coordinators)</i>	\$16.92
Postage	21.27
Trophies	662.50
Engraving	73.14
Travel	420.00
TOTAL	\$1,193.83

2. 2012 Championship Tournaments

This chart and one for the 2012 Divisional Qualifiers have been posted on the MISGA website under *Tournament Info*.

Championship	Location	Date	Rain Date
Past Presidents (ABCD)	Talbot CC (Div III) Easton, MD	August 14, 2012 Tuesday	August 28, 2012 Tuesday
2-Man Team	Norbeck CC (Div IV) Rockville, MD	September 6, 2012 Thursday	September 27, 2012 Thursday

http://www.misga.org/Tournaments/2012_tournaments.pdf

3. Tutorial - *Interrupted Tournament Procedure*

During the September 13, 2011 Board of Directors meeting at Carroll Valley, the proposed **Score vs. Par** procedure for determining winners and awarding prizes at MISGA Championship Tournaments

that have been halted without the possibility of resumption was approved. A tutorial providing instruction for applying the procedure has been posted on the MISGA website under **Tournament Info**.
http://www.misga.org/Tournaments/tutorial_interrupted_tournament.pdf

4. **Non-Posting of Scores by the 2011 MCT Participants**

A memo has been e-mailed to Division Tournament Chairmen (DTC) that identifies, by division, the MCT participants with no verifiable record of their tournament scores being posted (*as required by MISGA Tournament Guidelines*). The memo provides instructions for (a) alerting those "persons of interest," (b) advising them to post their scores, (c) warning them of the potential consequences for failure to post and (d) advising them that a subsequent review will be conducted at a later date.

5. **Revisions to the MISGA Tournament Guidelines**

- a. **Modified** - Section II, Paragraphs A & B (*pg 1*) - The maximum field for the **Past Presidents (ABCD)** tournament be reduced from 128 to 100 competitors and the **2-Man Team** tournament reduced from 64 to 50 teams.

Rationale: This reduction in the size would: (1) reduce the amount of time required to complete the tournaments {currently 5 1/4 - 5 3/4 hours} and (2) help resolve the problem of a host club having to rent additional carts when the club has an insufficient number of carts for a full field of 128 golfers. (pending BoD approval)

- b. **Added** - Section III, Paragraph B, 2 (*pg 2*)

The *Gross* and *Net Champions* from the previous year's **Past Presidents (ABCD)** and **2-Man Team** tournaments are eligible to compete in the current year's tournaments. They will not be required to qualify, but they will be required to pay the entry fee. (*BoD approved - 9/13/11*)

c. **Added** - Section IX, Paragraph I (pgs 7&8) *(pending BoD approval)*

Note: 2 (b) is the current method for breaking ties. (1), (2) and (2) (a) are the additions.

- (1) The **Gross** and **Net Tournament Champions** will be determined by a sudden-death playoff.
- (2) All other **Gross** and **Net places** will be determined by one of the following two options as selected and pre-announced by the *Tournament Committee*.
 - (a) **The PGA procedure** -- All tied places will be awarded an equal share of the sum of the prize pool for those places.
 - (b) **Match-of-Cards** -- The initial tiebreaker will be the best score attained for the last nine holes (10-18), then the last six holes (13-18), then the last three holes (16-18), and finally the 18th hole. Should a tie still exist, the match will be a hole-by-hole match beginning with the #1 handicap hole and proceeding to the #2 handicap hole and so on until the tie is broken.

*Note: At this year's tournaments, the **PGA** procedure was used at the 2-Man Team and the **Sudden-Death** and **MoC** procedures were used at the Past Presidents {ABCD}. All procedures worked well and were problem and complaint free.*

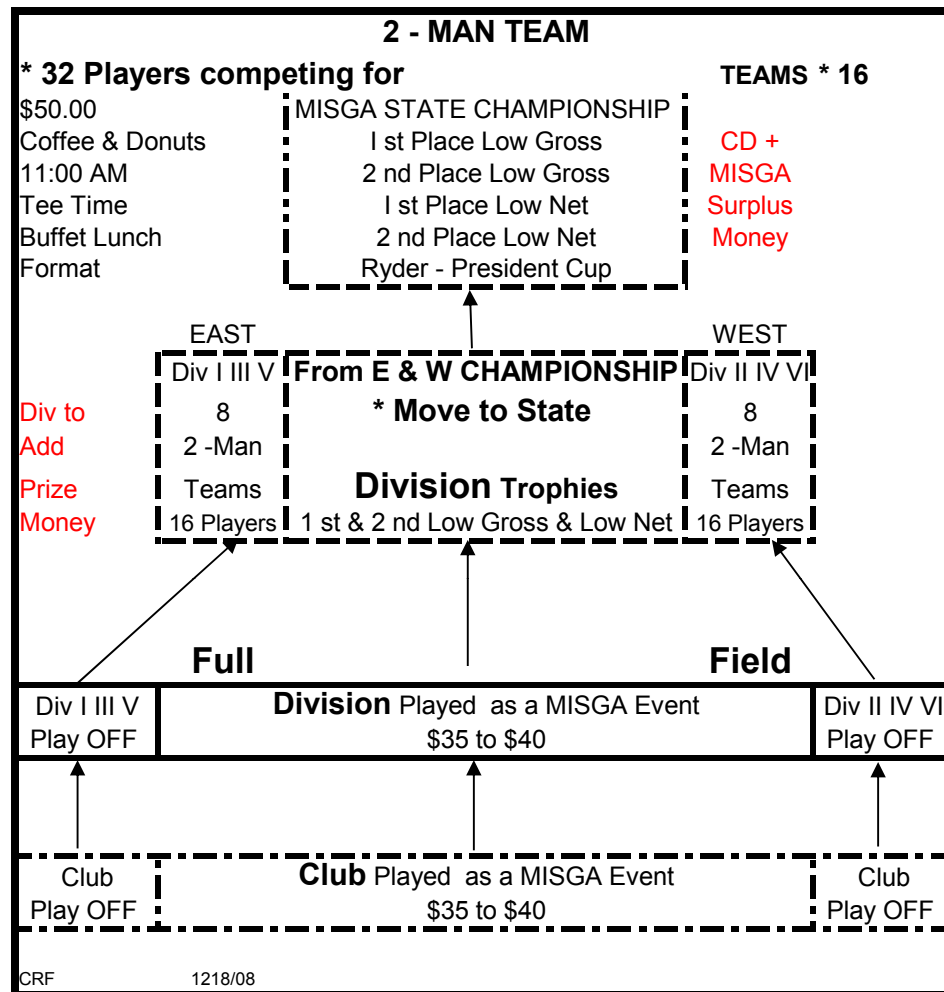
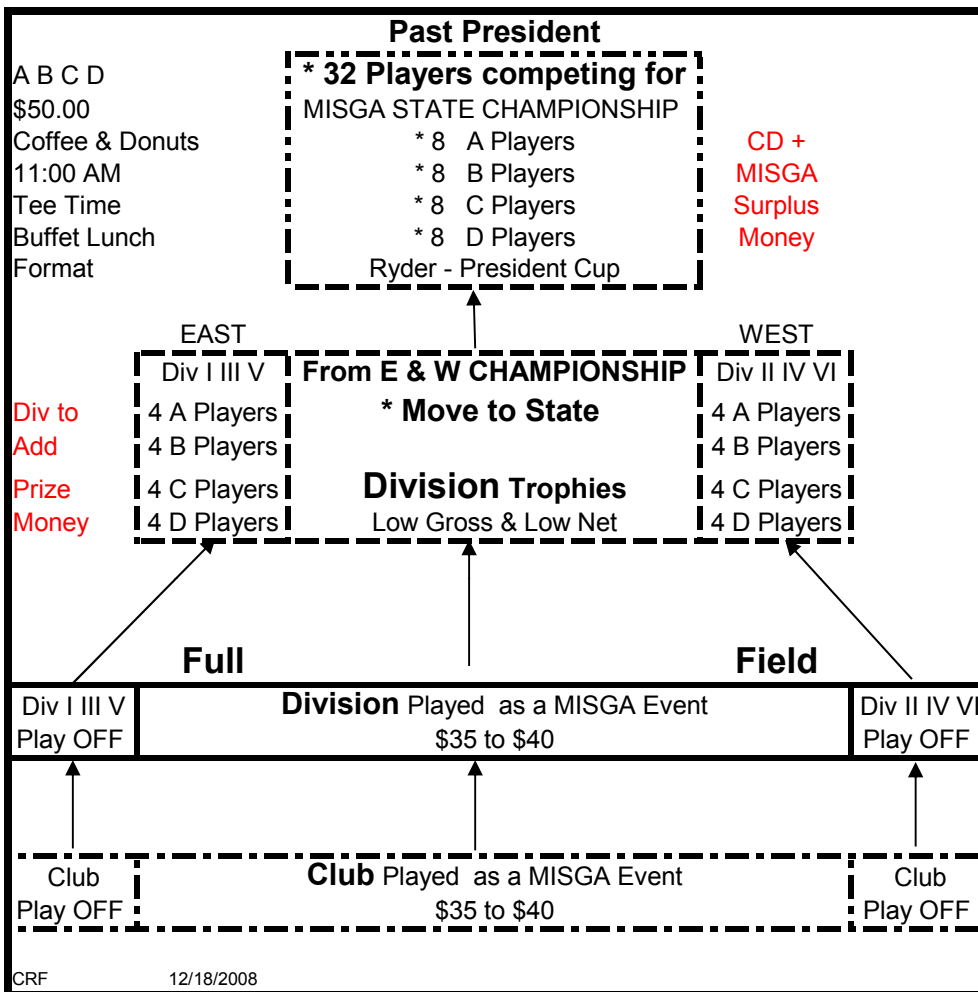
Prepared by:

Stim

Lloyd Stimson

MISGA Tournament Chairman (MTC)

* The number of players shown - A, B, C, D, and the 2-MAN Teams are flexible - they are only a base



LLOYD

I HAVE ALWAYS BEEN ACCUSED OF WANTING TO SPLIT MISGA WITH MY WEIRD IDEAS - SO HERES ANOTHER ONE
 JUST CONSIDER THE FORMAT - TIME - MILEAGE - COST - MONIES FOR A SET DOWN DINNER CAN BE APPLIED TO PRIZES

Charlie Fieldhouse 11/22/2011

Draft

CRF 11/22/2011

STATE PLAYOFF PROPOSAL

PRO

CON

MISGA

Rejuvenation, new spirit

Status Quo for ever

E/W Divisions/ (2,4,6,vs.1,3,5)

Creates MISGA competition

Individual competition

East/West

Creates a program of challenge

Splits MISGA

Amount of Players

Bring the Best out to participate

West has more players to choose from

Active Players

Big Rosters with low % participation

Smaller Rosters better % participation

Cost per Event

Reduce the cost per event

Maintain or increase the cost

Hours per Event

Reduce the Field -reduce playing time

Maintain 5 to 5 1/2 hours

Club (Total Day)

Does not block out Club Members

Blocks any Club Member play

Meals

MISGA Buffet - shorten long day

Set down Dinner - long day

Prize Money CD Interest/Division Input/

Surplus Funds, MISGA

Increased Prize paid for fewer players/teams

Small Prizes - all this work for what

MISGA

Real competition - Bragging Rights E/W

Breaking up the Camaraderie/Friendship @ this event there is none

Teams

Team Bonding

I WON - no team/MISGA spirit

Format

Ryder or Presidents Cup

Just a Group playing, after it is over who cares

MISGA CUPS E or W

3 Div. Cups Held @ Div Dir Club

Individual GROSS Cups

Location

Played at any Club

Country Club ONLY

Field Size

To be determined

The PGA of America / USGA

With TEE IT FORWARD, golfers can speed up play and have more fun by using tees that provide the greatest playability and enjoyment.

260

111

1528

23

- [PRINT](#)
- TEXT

by

The PGA of America

Series:

PALM BEACH GARDENS, Fla. -- To help golfers have more fun on the course and enhance their overall experience by playing from a set of tees best suited to their abilities, The PGA of America and the United States Golf Association have partnered to support "TEE IT FORWARD," a new national initiative to be proposed for golf facilities nationwide from July 5-17.

TEE IT FORWARD encourages all golfers to play the course at a length that is aligned with their average driving distance. Golfers can speed up play by utilizing tees that provide the greatest playability and enjoyment. The program will be promoted this week, at the 72nd Senior PGA Championship presented by KitchenAid, and at both the U.S. Open Championship in June and the U.S. Women's Open Championship in July.

TEE IT FORWARD

This chart is a guideline to help golfers align their average driving distance with the course length best suited to their abilities.

Driver Distance Recommended 18-Hole Yardages

275	6,700-6,900
250	6,200-6,400
225	5,800-6,000
200	5,200-5,400
175	4,400-4,600
150	3,500-3,700
125	2,800-3,000

Driver Distance Recommended 18-Hole Yardages

100 2,100-2,300

“Simply put, TEE IT FORWARD can make golf much more fun for millions of people,” said PGA of America President Allen Wronowski. “We believe that by moving up to another set of tees, golfers will experience an exciting, new approach to the game that will produce more enjoyment and elevate their desire to come back and play even more golf.”

Barney Adams, the founder of Adams Golf, provided the concept that led to TEE IT FORWARD. By playing from forward tees, amateur golfers have the chance to play the course at the same relative distance as a touring professional would over 18 holes. The playing field is leveled by giving golfers the opportunity to play from distances that are properly aligned with their abilities.

With many more golfers hitting approach shots with 6- and 7-irons instead of hybrids and long irons, their chances for enjoyment increase. Also, playing from forward tees should result in fewer overall shots, shorter distance traveled on each hole, and potentially, fewer lost balls.

“The passion that golfers have for our game has the potential to be enhanced by the TEE IT FORWARD initiative,” said Jim Hyler, president of the United States Golf Association. “This is an innovation that we think will appeal to golfers of all skill levels because it gives them a new challenge that better aligns with their abilities. We hope that TEE IT FORWARD will be embraced by players and golf facilities across the country.”

TEE IT FORWARD is not necessarily about creating a new set of tees -- many facilities already have multiple tees in use every day. It is about changing the mindset of golfers in a positive way -- encouraging people to consider setting aside playing from 6,500-6,700 yards and moving up to a length of 6,000-6,200 yards or moving from 6,000-6,200 yards to 5,700-5,800 yards.

The 6,700-yard course that many amateur golfers play today is proportionally equivalent to a PGA Tour player competing on a course measuring 8,100 yards -- 700 yards or more longer than a typical PGA Tour layout.

Jack Nicklaus, who shares the record with Walter Hagen for most PGA Championship titles with five and also shares the U.S. Open record with four victories, is a proponent of TEE IT FORWARD.

"I love the game of golf but I will be the first to tell you that there are things about our game we need to improve," Nicklaus said. "Now The PGA of America and the USGA have come together to develop ways to that can make the game more attractive and more enjoyable. Tee It Forward is the first of many initiatives we have discussed together, and I think families around the country will enjoy alternate formats like this to make the game more fun.

"All of us deeply involved in the game constantly encourage golfers of all skill levels to play the proper tees, but too often golfers want to bite off as much of the golf course as they can. What ends up suffering is their scorecard and their overall enjoyment. This program should help stimulate people to play the proper tees and maximize the golf experience."

TEE IT FORWARD also coincides in July with The PGA of America's Family Golf Month, which has approximately 2,200 facilities already registered for that national initiative.

About the USGA

The USGA annually conducts the U.S. Open, U.S. Women's Open, U.S. Senior Open and 10 national amateur championships. It also conducts two state team championships and helps conduct the Walker Cup Match, Curtis Cup Match and World Amateur Team Championships. Each year, more than 35,000 players representing more than 80 countries submit entries to play in USGA championships. The USGA's Course Rating and Handicap systems are used on six continents in more than 50 countries. The USGA writes and administers the Rules of Golf, conducts equipment testing, provides expert course maintenance consultations, and, since 1920, has been a global leader in the development and support of sustainable golf course management practices. It serves as a primary steward for the game's history, and funds an ongoing "For the Good of the Game" grants program. For more information about the USGA, visit <http://www.usga.org/>.

About The PGA of America

Celebrating its 95th year, The PGA of America has maintained a twofold mission of its founders: to establish and elevate the standards of the profession and to grow interest and participation in the game of golf. By establishing and elevating the standards of the golf profession through world-class education, career services, marketing and research programs, The PGA enables its professionals to maximize their performance in their respective career paths and showcases them as experts in the game and in a multi-billion dollar golf industry. By creating and delivering dramatic world-class championships and exciting and enjoyable promotions that are viewed as the best of their class in the golf industry, The PGA of America elevates the public's interest in the game, the desire to play more golf, and ensures accessibility to the game for everyone, everywhere. The PGA of America brand represents the very best in golf.

USGA Handicap And 'Tee It Forward' Initiative

Posted: 7/19/2011

By Eric Lahman, Manager, Course Rating & Handicapping, USGA®

The USGA Handicap Department has received a number of inquiries on the 'Tee It Forward' topic as it relates to the USGA Handicap System™.

The PGA of America™, in a joint initiative with the USGA, recently launched a program to *TEE IT FORWARD*, which promotes playing golf from a set of tees that is best suited toward the player's average driving distance.

The USGA Handicap Department has received a number of inquiries on this topic as it relates to the USGA Handicap System™.

As a result of 'Teeing It Forward,' the first question that comes to mind from a handicapping perspective is, "Does that shorter tee have a USGA Course Rating™ and Slope Rating® for my gender so I can post my score for handicap purposes?"

Golf course tees are rated by local authorized golf associations licensed to utilize the USGA Course Rating System™ and a player's club representative can contact this association to have a set of tees rated, if necessary. In the interim, the player or the club can derive a temporary rating to post to by applying "Section 5-2g" of "The USGA Handicap System" [manual](#). Click [here](#) for an FAQ on this topic. Keep in mind that tees are only eligible for a USGA Course Rating/Slope Rating if they are at least 3,000 total yards for 18 holes.

One other question that arises is, "Will my Handicap Index® still be portable from a forward tee?" When posting a score from a more forward set of tees, for example, that set of tees will have Ratings that are in accordance with a shorter total yardage (e.g., a 6,500-yard set of tees may have a men's USGA Course Rating of 71.0/Slope Rating of 120, whereas a 5,500-yard set of tees for men may be rated 66.0/110; a 5,500-yard set of tees may have a women's rating of 71.4/114, whereas a 4,500-yard set of tees for women may be rated 65.8/101). The player's total score is usually going to be lower by playing a shorter set of tees, but the ratings are going to be lower, respectively, to compensate for the difference. Thus, the Handicap Index and Handicap Differential™ produced from each round played should be about the same and keep a Handicap Index portable from tee to tee, course to course.

And one final question as it relates to this topic is, "Were the driver distances in the *TEE IT FORWARD* chart derived from the USGA?" Barney Adams of Adams Golf established this [chart](#) in connection with [The PGA of America](#); however, the USGA Course Rating System does take into account a 'model' scratch and bogey golfer based on average shot length distances to assist in generating a USGA Course Rating (scratch golfer) and Bogey Rating™ (bogey golfer) to calculate a Slope Rating (relative difference between those two golfers/numbers). See "Section 13" of "The USGA Handicap System" manual for additional information.

While the USGA Handicap System puts players on reasonably equal footing regardless of tees played, we encourage players to play from a yardage that best suits their abilities and from which they find the most enjoyment playing. So the next time you play, consider the *TEE IT FORWARD* initiative. It can help players to maximize playability, establish a brisk pace of play and maintain the enjoyment of having a portable Handicap Index.

Over the next few weeks, American golfers are encouraged to "Tee it Forward," a new national initiative to underscore more fun on the course and enhance their overall experience by playing from a set of tees best suited to each player's abilities. Participating facilities throughout the country began the program this month.

"Tee it Forward" encourages all golfers to play the course at a length that is aligned with their average driving distance. Golfers can have more fun and potentially speed up play by utilizing tees that provide the greatest playability and enjoyment.

"We are excited that 'Tee it Forward' has been enthusiastically received by both PGA Professionals and consumers," said PGA President Allen Wronowski. "The PGA believes that this new approach to the game can make golf much more fun for millions of people and increase their desire to come back and play even more golf."

Supported by the PGA of America and the United States Golf Association, "Tee it Forward" was launched in May, during the 72nd Senior PGA Championship presented by KitchenAid.

Through "Tee it Forward," the PGA and USGA hope to influence the mindset of golfers in a positive way. By playing from appropriate tees, amateur golfers have the opportunity to play the course at the same relative distance as a touring professional would over 18 holes.

The playing field is leveled by giving golfers the chance to play from distances that are properly aligned with their abilities. This should result in fewer overall shots, shorter distance traveled on each hole, and potentially, fewer lost balls.

The PGA and USGA have provided more than 11,000 facilities around the country with information about "Tee it Forward." The data can be used to promote the initiative to golfers, including a poster featuring Jack Nicklaus, Paula Creamer and Dustin Johnson, and the suggested distance chart. Golfers can "Tee it Forward" anytime, plus find a list of officially registered facilities on www.PlayGolfAmerica.com, which has a chart that aligns a player's driving distance with total course length.

Adams Best Spokesman For Tee It Forward

by John Steinbreder | June 20, 2011

[Share](#)

Barney Adams has come up with some very good ideas in a long and fruitful golf life. The Tight Lies fairway metal, for one. But his latest, a concept dubbed “Tee It Forward” that is designed to enhance enjoyment and bolster participation by getting golfers to play from more handicap-appropriate markers, might be his biggest. Assuming, of course, that the movement and its message can take hold throughout the game.

A key to doing that is engendering the support of the sport’s governing bodies, and Barney has already moved mountains in that regard by getting the PGA of America and the United States Golf Association to embrace the effort – and to begin working together to make it grow. It’s an unprecedented collaboration between those administrative powerhouses, and their backing of “Tee It Forward” through promotions and publicity campaigns bodes well for its long-term health and success.

But “Tee It Forward” needs more than sponsorship from a pair of organizations that for all the good they do in golf are still big-time bureaucracies that occasionally suffer from bouts of institutional inertia and ineffectiveness. It has to have a face and spirit behind it, someone to whom the general golfing public can see and relate. At the same time, the initiative must deliver a consistent message and be overseen by a big-picture, no-nonsense manager with an entrepreneurial heart and can-do soul who makes sure the good idea does not die.

That’s where Adams comes in, and as a good first step, the USGA and PGA brought him to last week’s U.S. Open at Congressional to spend a couple of days talking to journalists about his idea. But they need to do more, and if it were my call, I’d immediately and officially bring Adams on board as the movement’s spokesman as well as its CEO.

His idea is simple and smart: by moving to more forward tees, golfers have the chance to play courses at the same relative distances tour professionals do. Once they hit their drives, the thinking goes, recreational players will then be making 6- and 7-iron approaches into the greens of par 4s, just like the big guys on tour.

Better play and scoring are natural consequences of that because it is easier to hit shots from 100 yards than from 225 (and because the greens on the vast majority of courses are designed to receive shots hit with the trajectory of those shorter irons as opposed to woods and hybrids). Then, there is the matter of speedier play that comes from “Tee It Forward.” Fewer shots means less time spent on the course, as does having to walk or ride shorter distances during a round.

According to Adams, “Tee It Forward” is not necessarily about creating new sets of tees, as most facilities already have several per hole. Rather, it is about creating a new mindset

among golfers to realize how far they really hit their drives (more likely 220 yards than the 250 yards many single-digit players feel when they crush their tee shots) and to understand they should really be playing courses at, say, 6,100 yards and not back at 6,600 or 6,700 yards, which Adams says is the proportional equivalent of a tour pro competing on a track measuring 8,100 yards.

And the reason for having Adams drive this effort is that he has taken ideas and run with them to paydirt before. Remember those wildly successful Tight Lies clubs? The infomercials? The television interviews and magazine profiles that help build that concept into one of the hottest products in the history of golf? Adams has done it once, and he can do it again (even if he is a guy who admits he knows little about the modern magic of social networking and needs to be schooled on the best ways to use Twitter, Facebook and YouTube as well as more traditional marketing tools).

Though he stills serves as chairman of Adams Golf, Adams is for all intents and purposes retired. He says he is not looking for another job and claims he is inherently lazy. But he is a man who loves the game and cares deeply about it. He would do anything for golf. As a result, there's energy in his voice and a sparkle in his eye when he talks about "Tee It Forward."

That's why the good folks at the PGA and USGA should make Adams "Mr. Tee It Forward." Build on his appearances at Congressional and get him fully engaged in that role by the time they engage golfers in a national "Tee It Forward" initiative July 5-17 and encourage them to move up a set of tees when they play those two weeks.

Barney Adams is the man. Their man.

MISGA Board Meeting – Dec. 6, 2011

Motion presented by Mike Urquhart, Asst. Director for Div. IV

Motion:

In line with the PGA-USGA initiative called “Tee It Forward”, the Board makes the following recommendation to its member clubs.

Where feasible, MISGA mixers should use the following guidelines with regard to the length of the course:

C and D players should play a course no longer than 5,700 yards, using forward or blended tees.

A and B players should play a course with a length between 5,800 and 6,000 yards.

For tournament play, the tournament director should consider having the C and D flights play from forward or blended tees.

Discussion:

The PGA-USGA recommendation is based on the average length of a person’s drive. Unfortunately, that really doesn’t work in our mixers, and would create a nightmare for those who have to develop the scorecards. Other clubs have tried a combination of age and handicap for using forward tees. This requires people to indicate this on the sign up sheets sent in. It is easier to just designate the C and D players. Remember, there is a handicap adjustment that needs to be made when players play from different tees.

The other alternative is to have everyone play from the forward or blended tees. There is, however, resistance to this idea among the better golfers, and especially from those who can drive the ball more than 200 yards. So the motion seems like an acceptable compromise.

If we have the C and D players use forward tees, this would capture most of the shorter hitters, and make the game more enjoyable for them.